



T



TRILENNIUM[®]
MULTI-POINT LOCKING SYSTEMS



One simple way to put your mind at ease. Trilennium[®] Multi-Point Locking Systems and Hardware Collection. Secure. Strong. Safe. Reliable. Easy. The best multi-point locking system available.



Endura[®]
PERFORMANCE STANDARD



Security. Strength. Reliability. Performance. Peace of Mind.



One solid unit. Three latches. Based on the strength of our patented 1-Beam construction for reliable, proven performance.


Operating as one, all three latches engage when the door is closed. One movement of the key or thumbturn activates all three latches. When activated, each latch becomes a deadbolt that cannot be compromised.

One single downward turn of the interior handle releases all three deadbolts.

Three times the strength. Three times the security. Three times the protection. One multi-point system can be best at protecting your home. TriLennium™.

A patented system of strike rollers and latches draws the door panel into perfect alignment with the jamb, eliminating leakage and ensuring a tight seal.





Level One W&F Hardware®

Eclipse Entry Set
SPEWALV307L NIC/CL

Pinnacle Entry Set
SPOWALV307M BRONZE

Horizon Entry Set
SPOWALV307M BRASS

Eclipse Grip Handle
SPOWALV307M BRASS

The first entrance grip set designed to work with multi-point locks.

W&F Hardware Lever Options
Eclipse and Pinnacle levers are interchangeable to provide a tailored look.



Three levels of hardware are available. Each is specifically designed to work with the Trilennium Multi-Point Locking System. Choose your level, choose your style, choose your finish. With Level Two or Level Three, you can even choose your lever. The choice is yours!

The W&F Hardware collection combines elegant design with precision engineering for beautiful, reliable performance. W&F Hardware is available in entry, patio, inactive, passage and dummy functions.

FINISHES	1	2	3	4
1. W/OTYH BRONZE				
2. W/OTYH BRASS				
3. 4 POINT W/OTYH				
4. 4 POINT W/OTYH				
5. 5 POINT W/OTYH				
6. 6 POINT W/OTYH				
7. 7 POINT				
PRICE AND LEAD TIME				
ENTRY	1,234.53"			
PATIO	1,234			
INACTIVE	1,234			
TO PASSAGE	1,356.7			

